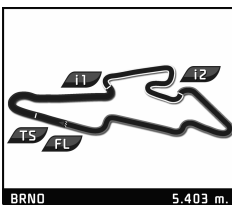


SUPERSTARS



BRNO 5.403 m.

SUPERSTARS INTERNATIONAL SERIES

BRNO

FREE PRACTICE 1

Classification

Nr.	Driver	Nat	Team	Car	Time	Lap	Total	Gap	Kph	
1	45 Gianni MORBIDELLI	ITA	AUDI SPORT ITALIA	AUDI RS5	2:10.200	10	10	-	-	149.4
2	12 Francesco SINI	ITA	SOLARIS MOTORSPORT	CHEVROLET CAMARO	2:11.209	12	12	+1.009	+1.009	148.2
3	99 Andrea LARINI	ITA	FERLITO MOTORSPORT	JAGUAR XF	2:12.608	10	10	+2.408	+1.399	146.7
4	3 Thomas BIAGI	ITA	ROMEO FERRARIS	MERCEDES AMG C63	2:13.052	12	12	+2.852	+0.444	146.2
5	15 Vitantonio LIUZZI	ITA	ROMEO FERRARIS	MERCEDES AMG C63	2:13.147	10	10	+2.947	+0.095	146.1
6	43 Christian KLIEN	AUT	SCUDERIA GIUDICI	BMW M3 E92	2:13.299	9	10	+3.099	+0.152	145.9
7	4 Giovanni BERTON	ITA	TEAM BMW DINAMIC	BMW M3 E92	2:13.515	3	3	+3.315	+0.216	145.7
8	77 DIABOLIK	ITA	FERLITO MOTORSPORT	JAGUAR XF	2:14.038	10	10	+3.838	+0.523	145.1
9	54 Andrea BACCI	ITA	CAAL RACING	MERCEDES AMG C63	2:14.549	11	11	+4.349	+0.511	144.6
10	14 Roberto BENEDETTI	ITA	RC MOTORSPORT	CADILLAC CTS-V	2:15.295	9	9	+5.095	+0.746	143.8
11	5 Max MUGELLI	ITA	TEAM BMW DINAMIC	BMW M3 E92	2:16.010	9	9	+5.810	+0.715	143.0
12	7 Fabrizio GIOVANARDI	ITA	PETRI CORSE	PORSCHE PANAMERA	2:16.456	5	7	+6.256	+0.446	142.5
13	2 Massimiliano FANTINI	ITA	PETRI CORSE	PORSCHE PANAMERA	2:16.485	11	11	+6.285	+0.029	142.5
14	16 Edoardo PISCOPO	ITA	RGA SPORTMANSHIP	BMW M3 E92	2:16.949	7	9	+6.749	+0.464	142.0
15	23 Alessandro BATTAGLIN	ITA	BATT PROMOTION	CHRYSLER C 300	2:18.236	10	11	+8.036	+1.287	140.7
16	33 Gianni GIUDICI	ITA	SCUDERIA GIUDICI	BMW M3 E92	2:19.673	8	8	+9.473	+1.437	139.3
17	6 Mauro TRENTIN	ITA	TEAM BMW DINAMIC	BMW M3 E92	2:21.607	3	3	+11.407	+1.934	137.4
18	46 Ferdinando GERI	ITA	AUDI SPORT ITALIA	AUDI RS5	2:21.894	5	11	+11.694	+0.287	137.1
19	27 Luigi FERRARA	ITA	ROMA RACING TEAM	MERCEDES AMG C63 COUPE	2:22.508	4	5	+12.308	+0.614	136.5

Fastest Lap	Lap 10	Gianni MORBIDELLI	2:10.200	149.4 Kph
--------------------	--------	-------------------	-----------------	-----------

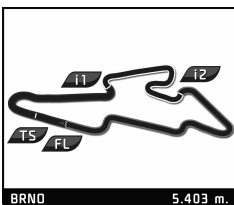
Published at:

Track Status:

DRY

Race Director:	Timekeeper:
----------------	-------------

SUPERSTARS



SUPERSTARS INTERNATIONAL SERIES

BRNO

FREE PRACTICE 2

Classification

Nr.	Driver	Nat	Team	Car	Time	Lap	Total	Gap	Kph	
1	7 Fabrizio GIOVANARDI	ITA	PETRI CORSE	PORSCHE PANAMERA	2:09.658	6	8	-	-	150.0
2	5 Max MUGELLI	ITA	TEAM BMW DINAMIC	BMW M3 E92	2:10.117	11	11	+0.459	+0.459	149.5
3	45 Gianni MORBIDELLI	ITA	AUDI SPORT ITALIA	AUDI RS5	2:10.380	9	10	+0.722	+0.263	149.2
4	3 Thomas BIAGI	ITA	ROMEO FERRARIS	MERCEDES AMG C63	2:10.536	8	11	+0.878	+0.156	149.0
5	12 Francesco SINI	ITA	SOLARIS MOTORSPORT	CHEVROLET CAMARO	2:10.752	9	11	+1.094	+0.216	148.8
6	16 Edoardo PISCOPO	ITA	RGA SPORTMANSHIP	BMW M3 E92	2:10.834	7	12	+1.176	+0.082	148.7
7	27 Luigi FERRARA	ITA	ROMA RACING TEAM	MERCEDES AMG C63 COUPE	2:11.202	8	10	+1.544	+0.368	148.3
8	4 Giovanni BERTON	ITA	TEAM BMW DINAMIC	BMW M3 E92	2:11.504	7	11	+1.846	+0.302	147.9
9	15 Vitantonio LIUZZI	ITA	ROMEO FERRARIS	MERCEDES AMG C63	2:11.565	11	12	+1.907	+0.061	147.8
10	43 Christian KLIEN	AUT	SCUDERIA GIUDICI	BMW M3 E92	2:11.608	8	10	+1.950	+0.043	147.8
11	54 Andrea BACCI	ITA	CAAL RACING	MERCEDES AMG C63	2:12.130	10	10	+2.472	+0.522	147.2
12	77 DIABOLIK	ITA	FERLITO MOTORSPORT	JAGUAR XF	2:13.519	6	9	+3.861	+1.389	145.7
13	6 Mauro TRENTIN	ITA	TEAM BMW DINAMIC	BMW M3 E92	2:13.536	3	12	+3.878	+0.017	145.7
14	14 Roberto BENEDETTI	ITA	RC MOTORSPORT	CADILLAC CTS-V	2:15.811	6	10	+6.153	+2.275	143.2
15	33 Gianni GIUDICI	ITA	SCUDERIA GIUDICI	BMW M3 E92	2:15.880	2	8	+6.222	+0.069	143.1
16	23 Alessandro BATTAGLIN	ITA	BATT PROMOTION	CHRYSLER C 300	2:16.691	2	8	+7.033	+0.811	142.3
17	2 Massimiliano FANTINI	ITA	PETRI CORSE	PORSCHE PANAMERA			5			
18	46 Ferdinando GERI	ITA	AUDI SPORT ITALIA	AUDI RS5			3			
19	99 Andrea LARINI	ITA	FERLITO MOTORSPORT	JAGUAR XF			3			

Fastest Lap	Lap 6	Fabrizio GIOVANARDI	2:09.658	150.0 Kph
--------------------	-------	---------------------	-----------------	-----------

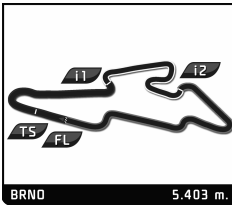
Published at:

Track Status:

DRY

Race Director:	Timekeeper:
----------------	-------------

SUPERSTARS



SUPERSTARS INTERNATIONAL SERIES

BRNO

QUALIFYING

Provisional Classification

Nr.	Driver	Nat	Team	Car	Time	Lap	Total	Gap	Kph	
1	3 Thomas BIAGI	ITA	ROMEO FERRARIS	MERCEDES AMG C63	2:08.715	7	7	-	-	151.1
2	4 Giovanni BERTON	ITA	TEAM BMW DINAMIC	BMW M3 E92	2:08.755	7	9	+0.040	+0.040	151.1
3	15 Vitantonio LIUZZI	ITA	ROMEO FERRARIS	MERCEDES AMG C63	2:08.813	7	8	+0.098	+0.058	151.0
4	7 Fabrizio GIOVANARDI	ITA	PETRI CORSE	PORSCHE PANAMERA	2:08.848	6	8	+0.133	+0.035	151.0
5	45 Gianni MORBIDELLI	ITA	AUDI SPORT ITALIA	AUDI RS5	2:08.895	2	8	+0.180	+0.047	150.9
6	27 Luigi FERRARA	ITA	ROMA RACING TEAM	MERCEDES AMG C63 COUPE	2:09.052	6	9	+0.337	+0.157	150.7
7	5 Max MUGELLI	ITA	TEAM BMW DINAMIC	BMW M3 E92	2:09.174	6	9	+0.459	+0.122	150.6
8	16 Edoardo PISCOPO	ITA	RGA SPORTMANSHIP	BMW M3 E92	2:09.740	7	9	+1.025	+0.566	149.9
9	43 Christian KLIJEN	AUT	SCUDERIA GIUDICI	BMW M3 E92	2:10.053	7	10	+1.338	+0.313	149.6
10	12 Francesco SINI	ITA	SOLARIS MOTORSPORT	CHEVROLET CAMARO	2:10.189	3	8	+1.474	+0.136	149.4
11	77 DIABOLIK	ITA	FERLITO MOTORSPORT	JAGUAR XF	2:10.642	8	9	+1.927	+0.453	148.9
12	6 Mauro TRENTIN	ITA	TEAM BMW DINAMIC	BMW M3 E92	2:11.157	8	10	+2.442	+0.515	148.3
13	99 Andrea LARINI	ITA	FERLITO MOTORSPORT	JAGUAR XF	2:11.191	8	10	+2.476	+0.034	148.3
14	54 Andrea BACCI	ITA	CAAL RACING	MERCEDES AMG C63	2:11.222	9	11	+2.507	+0.031	148.2
15	2 Massimiliano FANTINI	ITA	PETRI CORSE	PORSCHE PANAMERA	2:11.761	2	10	+3.046	+0.539	147.6
16	46 Ferdinando GERI	ITA	AUDI SPORT ITALIA	AUDI RS5	2:12.484	8	10	+3.769	+0.723	146.8
17	14 Roberto BENEDETTI	ITA	RC MOTORSPORT	CADILLAC CTS-V	2:13.037	2	8	+4.322	+0.553	146.2
18	23 Alessandro BATTAGLIN	ITA	BATT PROMOTION	CHRYSLER C 300	2:13.790	3	9	+5.075	+0.753	145.4
19	33 Gianni GIUDICI	ITA	SCUDERIA GIUDICI	BMW M3 E92	2:14.603	2	6	+5.888	+0.813	144.5

Fastest Lap	Lap 7	Thomas BIAGI	2:08.715	151.1 Kph
--------------------	-------	--------------	-----------------	-----------

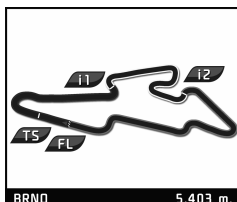
Published at:

Track Status:

DRY

Race Director:	Timekeeper:
-----------------------	--------------------

SUPERSTARS



SUPERSTARS INTERNATIONAL SERIES

BRNO

RACE 1 (25' +1 lap)

Starting Grid

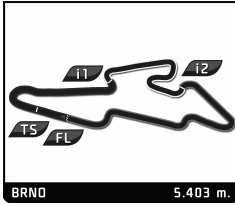
2:14.603	Gianni GIUDICI	SCUDERIA GIUDICI	33	- 10 -		
2:13.037	Roberto BENEDETTI	RC MOTORSPORT	14	- 9 -	23	BATT PROMOTION Alessandro BATTAGLIN 2:13.790
2:11.761	Massimiliano FANTINI	PETRI CORSE	2	- 8 -	46	AUDI SPORT ITALIA Ferdinando GERI 2:12.484
2:11.191	Andrea LARINI	FERLITO MOTORSPORT	99	- 7 -	54	CAAL RACING Andrea BACCI 2:11.222
2:10.642	DIABOLIK	FERLITO MOTORSPORT	77	- 6 -	6	TEAM BMW DINAMIC Mauro TRENTIN 2:11.157
2:10.053	Christian KLIEN	SCUDERIA GIUDICI	43	- 5 -	12	SOLARIS MOTORSPORT Francesco SINI 2:10.189
2:09.174	Max MUGELLI	TEAM BMW DINAMIC	5	- 4 -	16	RGA SPORTMANSHIP Edoardo PISCOPO 2:09.740
2:08.895	Gianni MORBIDELLI	AUDI SPORT ITALIA	45	- 3 -	27	ROMA RACING TEAM Luigi FERRARA 2:09.052
2:08.813	Vitantonio LIUZZI	ROMEO FERRARIS	15	- 2 -	7	PETRI CORSE Fabrizio GIOVANARDI 2:08.848
2:08.715	Thomas BIAGI	ROMEO FERRARIS	3	- 1 -	4	TEAM BMW DINAMIC Giovanni BERTON 2:08.755

Pole

Stewards:

Timekeeper:

SUPERSTARS



BRNO SUPERSTARS INTERNATIONAL SERIES RACE 1 (25' +1 lap)

Provisional Classification

	Drivers	Nat	Team	Vehicle	Class	Laps	Total Time	Gap	Kph	Best Lap		
										Lap	Time	Kph
1	3 Thomas BIAGI	ITA	ROMEO FERRARIS	MERCEDES AMG C63		12	28:49.817	-	134.9	5	2:09.665	150.0
2	27 Luigi FERRARA	ITA	ROMA RACING TEAM	MERCEDES AMG C63 COUPE		12	28:52.469	+2.652	134.7	6	2:10.586	149.0
3	4 Giovanni BERTON	ITA	TEAM BMW DINAMIC	BMW M3 E92		12	28:54.153	+4.336	134.6	5	2:10.906	148.6
4	15 Vitantonio LIUZZI	ITA	ROMEO FERRARIS	MERCEDES AMG C63		12	28:55.335	+5.518	134.5	5	2:10.350	149.2
5	7 Fabrizio GIOVANARDI	ITA	PETRI CORSE	PORSCHE PANAMERA		12	28:57.762	+7.945	134.3	7	2:10.655	148.9
6	12 Francesco SINI	ITA	SOLARIS MOTORSPORT	CHEVROLET CAMARO		12	29:06.546	+16.729	133.6	7	2:11.722	147.7
7	5 Max MUGELLI	ITA	TEAM BMW DINAMIC	BMW M3 E92		12	29:07.152	+17.335	133.6	10	2:11.887	147.5
8	77 DIABOLIK	ITA	FERLITO MOTORSPORT	JAGUAR XF		12	29:17.436	+27.619	132.8	6	2:12.540	146.8
9	54 Andrea BACCI	ITA	CAAL RACING	MERCEDES AMG C63		12	29:18.314	+28.497	132.7	6	2:13.271	145.9
10	46 Ferdinando GERI	ITA	AUDI SPORT ITALIA	AUDI RS5	S	12	29:26.178	+36.361	132.2	7	2:13.321	145.9
11	45 Gianni MORBIDELLI	ITA	AUDI SPORT ITALIA	AUDI RS5		9	22:18.036	3 Laps	130.8	6	2:10.351	149.2
Not classified:												
	6 Mauro TRENTIN	ITA	TEAM BMW DINAMIC	BMW M3 E92		4	11:28.215			4	2:50.189	114.3
	14 Roberto BENEDETTI	ITA	RC MOTORSPORT	CADILLAC CTS-V		4	25:34.548			3	2:14.510	144.6
	43 Christian KLIEN	AUT	SCUDERIA GIUDICI	BMW M3 E92		2	8:49.018					
	2 Massimiliano FANTINI	ITA	PETRI CORSE	PORSCHE PANAMERA								
	16 Edoardo PISCOPO	ITA	RGA SPORTMANSHIP	BMW M3 E92								
	23 Alessandro BATTAGLIN	ITA	BATT PROMOTION	CHRYSLER C 300								
	99 Andrea LARINI	ITA	FERLITO MOTORSPORT	JAGUAR XF								

Not started

33 Gianni GIUDICI

ITA SCUDERIA GIUDICI BMW M3 E92 S

Pole Position

T. BIAGI

2:08.715

151.1 Kph

Fastest Lap

Lap 5

Thomas BIAGI

2:09.665

150.0 Kph

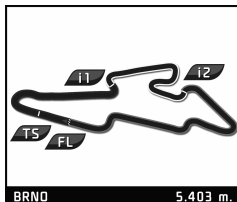
Published at:

Track Status:

DRY

Race Director:	Timekeeper:
-----------------------	--------------------

SUPERSTARS



SUPERSTARS INTERNATIONAL SERIES

BRNO

RACE 2 (25' +1 lap)

Starting Grid

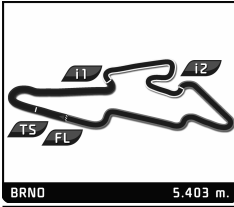
Andrea LARINI	FERLITO MOTORSPORT	99	- 9 -	33	SCUDERIA GIUDICI	Gianni GIUDICI
Edoardo PISCOPO	RGA SPORTMANSHIP	16	- 8 -	23	BATT PROMOTION	Alessandro BATTAGLIN
Roberto BENEDETTI	RC MOTORSPORT	14	- 7 -	43	SCUDERIA GIUDICI	Christian KLIEN
Gianni MORBIDELLI	AUDI SPORT ITALIA	45	- 6 -	6	TEAM BMW DINAMIC	Mauro TRENTIN
Andrea BACCI	CAAL RACING	54	- 5 -	46	AUDI SPORT ITALIA	Ferdinando GERI
Luigi FERRARA	ROMA RACING TEAM	27	- 4 -	3	ROMEO FERRARIS	Thomas BIAGI
Vitantonio LIUZZI	ROMEO FERRARIS	15	- 3 -	4	TEAM BMW DINAMIC	Giovanni BERTON
Francesco SINI	SOLARIS MOTORSPORT	12	- 2 -	7	PETRI CORSE	Fabrizio GIOVANARDI
DIABOLIK	FERLITO MOTORSPORT	77	- 1 -	5	TEAM BMW DINAMIC	Max MUGELLI

Pole

Stewards:

Timekeeper:

SUPERSTARS



BRNO SUPERSTARS INTERNATIONAL SERIES RACE 2 (25' +1 lap)

Provisional Classification

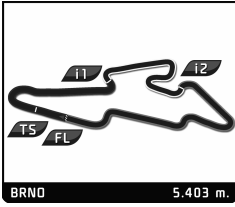
	Drivers	Nat	Team	Vehicle	Class	Laps	Total Time	Gap	Kph	Best Lap		
										Lap	Time	Kph
1	4 Giovanni BERTON	ITA	TEAM BMW DINAMIC	BMW M3 E92		12	27:55.360	-	139.3	2	2:10.437	149.1
2	45 Gianni MORBIDELLI	ITA	AUDI SPORT ITALIA	AUDI RS5		12	27:57.683	+2.323	139.1	8	2:10.981	148.5
3	3 Thomas BIAGI	ITA	MERCEDES ROMEO FERRARIS	MERCEDES AMG C63		12	27:58.449	+3.089	139.1	8	2:11.032	148.4
4	54 Andrea BACCI	ITA	CAAL RACING	MERCEDES AMG C63		12	28:12.224	+16.864	137.9	10	2:13.224	146.0
5	16 Edoardo PISCOPO	ITA	RGA SPORTMANSHIP	BMW M3 E92		12	28:12.562	+17.202	137.9	11	2:12.179	147.2
6	43 Christian KLIEN	AUT	SCUDERIA GIUDICI	BMW M3 E92		12	28:13.974	+18.614	137.8	2	2:12.979	146.3
7	6 Mauro TRENTIN	ITA	TEAM BMW DINAMIC	BMW M3 E92		12	28:21.852	+26.492	137.2	6	2:13.026	146.2
8	14 Roberto BENEDETTI	ITA	RC MOTORSPORT	CADILLAC CTS-V		12	28:24.097	+28.737	137.0	9	2:13.928	145.2
9	99 Andrea LARINI	ITA	FERLITO MOTORSPORT	JAGUAR XF		9	21:39.904	3 Laps	134.7	7	2:13.235	146.0
10	27 Luigi FERRARA	ITA	ROMA RACING TEAM	MERCEDES AMG C63 COUPE		6	14:58.681	6 Laps	129.9	3	2:11.542	147.9
11	12 Francesco SINI	ITA	SOLARIS MOTORSPORT	CHEVROLET CAMARO		6	16:49.127	6 Laps	115.6	3	2:11.560	147.8
Not classified:												
	15 Vitantonio LIUZZI	ITA	MERCEDES ROMEO FERRARIS	MERCEDES AMG C63		5	12:34.629			3	2:11.212	148.2
	77 DIABOLIK	ITA	FERLITO MOTORSPORT	JAGUAR XF		2	4:30.264			2	2:14.102	145.0
	5 Max MUGELLI	ITA	TEAM BMW DINAMIC	BMW M3 E92		2	4:32.072			2	2:12.003	147.4
	7 Fabrizio GIOVANARDI	ITA	PETRI CORSE	PORSCHE PANAMERA		2	4:32.271			2	2:12.312	147.0
	46 Ferdinando GERI	ITA	AUDI SPORT ITALIA	AUDI RS5	S	2	5:04.449					
Not started												
	23 Alessandro BATTAGLIN	ITA	BATT PROMOTION	CHRYSLER C 300								
	33 Gianni GIUDICI	ITA	SCUDERIA GIUDICI	BMW M3 E92	S							

Pole Position		DIABOLIK		
Fastest Lap	Lap 2	Giovanni BERTON	2:10.437	149.1 Kph

Published at:

Track Status: **DRY**

Race Director:	Timekeeper:
-----------------------	--------------------



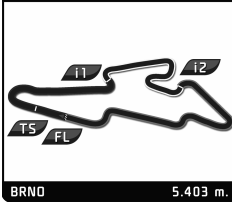
BRNO GTSPRINT INTERNATIONAL SERIES FREE PRACTICE

Classification

Nr Drivers	Team	Session 1		Session 2		Time	Gap		
		Time	Lap	Time	Lap				
1 21 Alexander TALKANITSA Sr./Alexander TALK	AF CORSE	GTS2	2:02.347	20	2:02.166	24	2:02.166		
2 38 Andrii KRUGLYK/Raffaele GIAMM	TEAM UKRAINE	GTS3	2:04.286	6	2:02.789	10	2:02.789	+0.623	+0.623
3 44 Lubomir JAKUBIK/Michael VORBA	RPD RACING	GTS3	2:03.139	8	2:03.187	8	2:03.139	+0.973	+0.350
4 45 Johan KRISTOFFERSSON/Thomas SCHOFFL	AUDI MTM	GTS3	2:04.987	22	2:03.338	5	2:03.338	+1.172	+0.199
5 39 Patrik TKÁC/Andriј STUDENIC	DINO and CO RACING TEAM	GTS3	2:03.529	5	2:03.408	8	2:03.408	+1.242	+0.070
6 31 Fernando CROCE/Stefano COSTAN	OMBRA RACING TEAM	GTS3	2:03.931	10	2:04.075	25	2:03.931	+1.765	+0.523
7 36 Ramindra TANAKORN/Cédric SBIRRAZ	AF CORSE	GTS3	2:05.469	5	2:04.042	9	2:04.042	+1.876	+0.111
8 32 Roberto DEL CASTELLO	RC MOTORSPORT	GTS3	2:05.863	19	2:04.219	14	2:04.219	+2.053	+0.177
9 43 Max PIGOLI/Andrea DROMEDA	SWISS TEAM	GTS3	2:06.954	9	2:04.557	12	2:04.557	+2.391	+0.338
10 30 Mario CORDONI/Massimo MANTOV	OMBRA RACING TEAM	GTS3	2:06.355	4	2:04.880	12	2:04.880	+2.714	+0.323
11 33 Glauco SOLIERI	AUTORLANDO	GTS3	2:05.626	19	2:04.962	20	2:04.962	+2.796	+0.082
12 96 Attila BARTA/Miro KONOPKA	RACING TREVOR	GTSO	2:06.973	5	2:05.669	4	2:05.669	+3.503	+0.707
13 37 Ruslan TSYPLAKOV	TEAM UKRAINE	GTS3	2:07.145	23	2:06.042	11	2:06.042	+3.876	+0.373
14 46 Dennis WASZEK/David PALMI	AR CARS RACING	GTS3	2:06.272	15	2:06.411	15	2:06.272	+4.106	+0.230
15 41 Diego ROMANINI/Tommaso ROCCA	EASY RACE	GTS3	2:06.743	11	2:06.936	13	2:06.743	+4.577	+0.471
16 51 Steven GOLDSTEIN/Antonio DE LA	HEAVEN MOTORSPORT	CUP	2:09.596	15	2:10.220	9	2:09.596	+7.430	+2.853
17 52 Adrien DE LENEER/Pierre DE LENE	AF CORSE	CUP	2:13.697	9	2:13.635	17	2:13.635	+11.469	+4.039

Published at:

Stewards:	Timekeeper:
-----------	-------------



GTSPRINT INTERNATIONAL SERIES

BRNO

FREE PRACTICE 1

Classification

Nr.	Drivers	Team	Car	Cl	Time	Lap	Total	Gap	Kph	
1	21 A. TALKANITSA Sr. / A. TALKANITSA Jr.	AF CORSE	Ferrari 458	GTS2	2:02.347	20	24	-	-	159.0
2	44 L. JAKUBIK / M. VORBA	RPD RACING	Ferrari 458	GTS3	2:03.139	8	21	+0.792	+0.792	158.0
3	39 P. TKÁČ / A. STUDENIC	DINO and CO RACING TEAM	Ferrari 458	GTS3	2:03.529	5	23	+1.182	+0.390	157.5
4	31 F. CROCE / S. COSTANTINI	OMBRA RACING TEAM	Ferrari 458	GTS3	2:03.931	10	25	+1.584	+0.402	156.9
5	38 A. KRUGLYK / R. GIAMMARIA	TEAM UKRAINE	Ferrari 458	GTS3	2:04.286	6	25	+1.939	+0.355	156.5
6	45 J. KRISTOFFERSSON / T. SCHOFFLER	AUDI MTM	Audi R8	GTS3	2:04.987	22	24	+2.640	+0.701	155.6
7	36 R. TANAKORN / C. SBIRRAZZUOLI	AF CORSE	Ferrari 458	GTS3	2:05.469	5	21	+3.122	+0.482	155.0
8	33 G. SOLIERI	AUTORLANDO	Porsche 911	GTS3	2:05.626	19	22	+3.279	+0.157	154.8
9	32 R. DEL CASTELLO	RC MOTORSPORT	Corvette Z06R	GTS3	2:05.863	19	21	+3.516	+0.237	154.5
10	46 D. WASZEK / D. PALMI	AR CARS RACING	Ferrari 458	GTS3	2:06.272	15	18	+3.925	+0.409	154.0
11	30 M. CORDONI / M. MANTOVANI	OMBRA RACING TEAM	Ferrari 458	GTS3	2:06.355	4	25	+4.008	+0.083	153.9
12	41 D. ROMANINI / T. ROCCA	EASY RACE	Ferrari 458	GTS3	2:06.743	11	24	+4.396	+0.388	153.5
13	43 M. PIGOLI / A. DROMEDARI	SWISS TEAM	Maserati GT3	GTS3	2:06.954	9	21	+4.607	+0.211	153.2
14	96 A. BARTA / M. KONOPKA	RACING TREVOR	BMW Alpina B6	GTSO	2:06.973	5	6	+4.626	+0.019	153.2
15	37 R. TSYPLAKOV	TEAM UKRAINE	Ferrari 458	GTS3	2:07.145	23	26	+4.798	+0.172	153.0
16	51 S. GOLDSTEIN / A. DE LA REINA	HEAVEN MOTORSPORT	Porsche 997	CUP	2:09.596	15	19	+7.249	+2.451	150.1
17	52 A. DE LENEER / P. DE LENEER	AF CORSE	Maserati Trofeo	CUP	2:13.697	9	23	+11.350	+4.101	145.5
Fastest Lap					Lap 20	Alexander TALKANITSA Sr.		2:02.347	159.0 Kph	

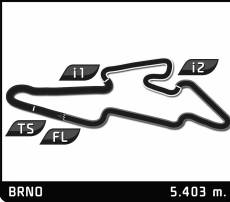
Published at:

Track Status:

DRY

Race Director:

Timekeeper:



GTSPRINT INTERNATIONAL SERIES

BRNO

FREE PRACTICE 2

Classification

Nr.	Drivers	Team	Car	Cl	Time	Lap	Total	Gap	Kph	
1	21 A. TALKANITSA Sr. / A. TALKANITSA Jr.	AF CORSE	Ferrari 458	GTS2	2:02.166	24	25	-	-	159.2
2	38 A. KRUGLYK / R. GIAMMARIA	TEAM UKRAINE	Ferrari 458	GTS3	2:02.789	10	25	+0.623	+0.623	158.4
3	44 L. JAKUBIK / M. VORBA	RPD RACING	Ferrari 458	GTS3	2:03.187	8	23	+1.021	+0.398	157.9
4	45 J. KRISTOFFERSSON / T. SCHOFFLER	AUDI MTM	Audi R8	GTS3	2:03.338	5	24	+1.172	+0.151	157.7
5	39 P. TKÁČ / A. STUDENIC	DINO and CO RACING TEAM	Ferrari 458	GTS3	2:03.408	8	24	+1.242	+0.070	157.6
6	36 R. TANAKORN / C. SBIRRAZZUOLI	AF CORSE	Ferrari 458	GTS3	2:04.042	9	23	+1.876	+0.634	156.8
7	31 F. CROCE / S. COSTANTINI	OMBRA RACING TEAM	Ferrari 458	GTS3	2:04.075	25	25	+1.909	+0.033	156.8
8	32 R. DEL CASTELLO	RC MOTORSPORT	Corvette Z06R	GTS3	2:04.219	14	24	+2.053	+0.144	156.6
9	43 M. FIGOLI / A. DROMEDARI	SWISS TEAM	Maserati GT3	GTS3	2:04.557	12	23	+2.391	+0.338	156.2
10	30 M. CORDONI / M. MANTOVANI	OMBRA RACING TEAM	Ferrari 458	GTS3	2:04.880	12	24	+2.714	+0.323	155.8
11	33 G. SOLIERI	AUTORLANDO	Porsche 911	GTS3	2:04.962	20	21	+2.796	+0.082	155.7
12	96 A. BARTA / M. KONOPKA	RACING TREVOR	BMW Alpina B6	GTSO	2:05.669	4	23	+3.503	+0.707	154.8
13	37 R. TSYPLAKOV	TEAM UKRAINE	Ferrari 458	GTS3	2:06.042	11	24	+3.876	+0.373	154.3
14	46 D. WASZEK / D. PALMI	AR CARS RACING	Ferrari 458	GTS3	2:06.411	15	16	+4.245	+0.369	153.9
15	41 D. ROMANINI / T. ROCCA	EASY RACE	Ferrari 458	GTS3	2:06.936	13	24	+4.770	+0.525	153.2
16	51 S. GOLDSTEIN / A. DE LA REINA	HEAVEN MOTORSPORT	Porsche 997	CUP	2:10.220	9	19	+8.054	+3.284	149.4
17	52 A. DE LENEER / P. DE LENEER	AF CORSE	Maserati Trofeo	CUP	2:13.635	17	23	+11.469	+3.415	145.6

Fastest Lap	Lap 24	Alexander TALKANITSA Sr.	2:02.166	159.2 Kph
--------------------	--------	--------------------------	-----------------	-----------

Published at:

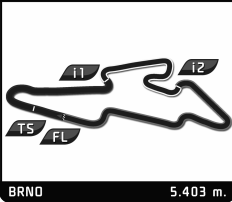
Track Status:

DRY

Race Director:

Timekeeper:

GTASPRINT



GTSPRINT INTERNATIONAL SERIES

BRNO

QUALIFYING 1

Provisional Classification

Nr.	Drivers	Team	Car	Cl	Time	Lap	Total	Gap	Kph	
1	21 A. TALKANITSA Sr. / A. TALKANITSA Jr.	AF CORSE	Ferrari 458	GTS2	2:02.005	4	5	-	-	159.4
2	39 P. TKÁČ / A. STUDENIC	DINO and CO RACING TEAM	Ferrari 458	GTS3	2:02.584	5	6	+0.579	+0.579	158.7
3	44 L. JAKUBIK / M. VORBA	RPD RACING	Ferrari 458	GTS3	2:02.674	4	6	+0.669	+0.090	158.6
4	45 J. KRISTOFFERSSON / T. SCHOFFLER	AUDI MTM	Audi R8	GTS3	2:02.733	3	6	+0.728	+0.059	158.5
5	38 A. KRUGLYK / R. GIAMMARIA	TEAM UKRAINE	Ferrari 458	GTS3	2:02.957	3	7	+0.952	+0.224	158.2
6	46 D. WASZEK / D. PALMI	AR CARS RACING	Ferrari 458	GTS3	2:03.199	3	6	+1.194	+0.242	157.9
7	32 R. DEL CASTELLO	RC MOTORSPORT	Corvette Z06R	GTS3	2:03.231	4	7	+1.226	+0.032	157.8
8	33 G. SOLIERI	AUTORLANDO	Porsche 911	GTS3	2:03.323	3	5	+1.318	+0.092	157.7
9	31 F. CROCE / S. COSTANTINI	OMBRA RACING TEAM	Ferrari 458	GTS3	2:03.555	6	6	+1.550	+0.232	157.4
10	36 R. TANAKORN / C. SBIRRAZZUOLI	AF CORSE	Ferrari 458	GTS3	2:04.321	5	6	+2.316	+0.766	156.5
11	30 M. CORDONI / M. MANTOVANI	OMBRA RACING TEAM	Ferrari 458	GTS3	2:04.544	5	7	+2.539	+0.223	156.2
12	43 M. FIGOLI / A. DROMEDARI	SWISS TEAM	Maserati GT3	GTS3	2:04.680	4	6	+2.675	+0.136	156.0
13	41 D. ROMANINI / T. ROCCA	EASY RACE	Ferrari 458	GTS3	2:04.752	4	7	+2.747	+0.072	155.9
14	96 A. BARTA / M. KONOPKA	RACING TREVOR	BMW Alpina B6	GTSO	2:06.124	5	6	+4.119	+1.372	154.2
15	37 R. TSYPLAKOV	TEAM UKRAINE	Ferrari 458	GTS3	2:06.483	3	7	+4.478	+0.359	153.8
16	51 S. GOLDSTEIN / A. DE LA REINA	HEAVEN MOTORSPORT	Porsche 997	CUP	2:09.380	4	6	+7.375	+2.897	150.3
17	52 A. DE LENEER / P. DE LENEER	AF CORSE	Maserati Trofeo	CUP	2:12.662	5	6	+10.657	+3.282	146.6
Fastest Lap		Lap 4	Alexander TALKANITSA Jr.		2:02.005				159.4 Kph	

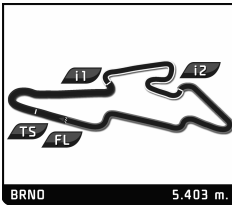
Published at:

Track Status:

DRY

Race Director:

Timekeeper:



GTSPRINT INTERNATIONAL SERIES

BRNO

QUALIFYING 2

Provisional Classification

Nr.	Drivers	Team	Car	Cl	Time	Lap	Total	Gap	Kph	
1	21 A. TALKANITSA Sr. / A. TALKANITSA Jr.	AF CORSE	Ferrari 458	GTS2	2:02.131	3	6	-	-	159.3
2	32 R. DEL CASTELLO	RC MOTORSPORT	Corvette Z06R	GTS3	2:02.162	3	7	+0.031	+0.031	159.2
3	38 A. KRUGLYK / R. GIAMMARIA	TEAM UKRAINE	Ferrari 458	GTS3	2:02.517	4	7	+0.386	+0.355	158.8
4	36 R. TANAKORN / C. SBIRRAZZUOLI	AF CORSE	Ferrari 458	GTS3	2:03.273	3	6	+1.142	+0.756	157.8
5	43 M. FIGOLI / A. DROMEDARI	SWISS TEAM	Maserati GT3	GTS3	2:03.573	3	5	+1.442	+0.300	157.4
6	33 G. SOLIERI	AUTORLANDO	Porsche 911	GTS3	2:04.005	4	5	+1.874	+0.432	156.9
7	46 D. WASZEK / D. PALMI	AR CARS RACING	Ferrari 458	GTS3	2:04.389	2	4	+2.258	+0.384	156.4
8	45 J. KRISTOFFERSSON / T. SCHOFFLER	AUDI MTM	Audi R8	GTS3	2:04.808	4	7	+2.677	+0.419	155.8
9	30 M. CORDONI / M. MANTOVANI	OMBRA RACING TEAM	Ferrari 458	GTS3	2:04.931	7	7	+2.800	+0.123	155.7
10	31 F. CROCE / S. COSTANTINI	OMBRA RACING TEAM	Ferrari 458	GTS3	2:05.264	7	7	+3.133	+0.333	155.3
11	37 R. TSYPLAKOV	TEAM UKRAINE	Ferrari 458	GTS3	2:05.537	5	6	+3.406	+0.273	154.9
12	41 D. ROMANINI / T. ROCCA	EASY RACE	Ferrari 458	GTS3	2:05.555	5	6	+3.424	+0.018	154.9
13	44 L. JAKUBIK / M. VORBA	RPD RACING	Ferrari 458	GTS3	2:06.626	3	4	+4.495	+1.071	153.6
14	39 P. TKÁČ / A. STUDENIC	DINO and CO RACING TEAM	Ferrari 458	GTS3	2:07.400	5	7	+5.269	+0.774	152.7
15	96 A. BARTA / M. KONOPKA	RACING TREVOR	BMW Alpina B6	GTSO	2:08.271	7	7	+6.140	+0.871	151.6
16	51 S. GOLDSTEIN / A. DE LA REINA	HEAVEN MOTORSPORT	Porsche 997	CUP	2:12.399	3	5	+10.268	+4.128	146.9
17	52 A. DE LENEER / P. DE LENEER	AF CORSE	Maserati Trofeo	CUP	2:17.570	3	6	+15.439	+5.171	141.4
Fastest Lap					Lap 3	Alexander TALKANITSA Sr.		2:02.131	159.3 Kph	

Published at:

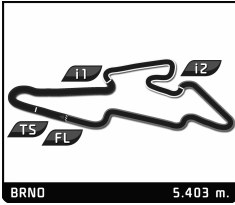
Track Status:

DRY

Race Director:

Timekeeper:

GTASPRINT



GTSPRINT INTERNATIONAL SERIES

BRNO

RACE 1 (60')

Starting Grid

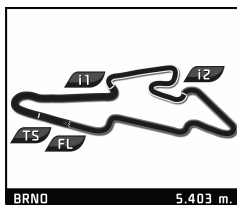
2:12.662	Adrien DE LENEER	AF CORSE	52	- 9 -		
2:06.483	Ruslan TSYPLAKOV	TEAM UKRAINE	37	- 8 -	51	HEAVEN MOTORSPORT Steven GOLDSTEIN 2:09.380
2:04.752	Diego ROMANINI	EASY RACE	41	- 7 -	96	RACING TREVOR Attila BARTA 2:06.124
2:04.544	Massimo MANTOVANI	OMBRA RACING TEAM	30	- 6 -	43	SWISS TEAM Andrea DROMEDARI 2:04.680
2:03.555	Stefano COSTANTINI	OMBRA RACING TEAM	31	- 5 -	36	AF CORSE Ramindra TANAKORN 2:04.321
2:03.231	Roberto DEL CASTELLO	RC MOTORSPORT	32	- 4 -	33	AUTORLANDO Glauco SOLIERI 2:03.323
2:02.957	Raffaele GIAMMARIA	TEAM UKRAINE	38	- 3 -	46	AR CARS RACING David PALMI 2:03.199
2:02.674	Michael VORBA	RPD RACING	44	- 2 -	45	AUDI MTM Johan KRISTOFFERSSON 2:02.733
2:02.005	Alexander TALKANITSA Jr.	AF CORSE	21	- 1 -	39	DINO and CO RACING TEAM Andrij STUDENIC 2:02.584

Pole

Stewards:

Timekeeper:

GTASPRINT



BRNO GTSPRINT INTERNATIONAL SERIES RACE 1 (60')

Provisional Classification

	Drivers	Team	Vehicle	Class	Laps	Total Time	Gap	Kph	Best Lap		
									Lap	Time	Kph
1	38 Andrii KRUGLYK/Raffaele GIAMMARIA	TEAM UKRAINE	Ferrari 458	GTS3	29	1:02:07.984	-	151.3	20	2:04.137	156.7
2	21 Alexander TALKANITSA Sr./Alexander TALKANITSA Jr	AF CORSE	Ferrari 458	GTS2	29	1:02:11.381	+3.397	151.2	5	2:02.947	158.2
3	46 Dennis WASZEK/David PALMI	AR CARS RACING	Ferrari 458	GTS3	29	1:02:14.576	+6.592	151.0	4	2:04.347	156.4
4	32 Roberto DEL CASTELLO	RC MOTORSPORT	Corvette Z06R	GTS3	29	1:02:35.945	+27.961	150.2	4	2:04.409	156.3
5	44 Lubomir JAKUBIK/Michael VORBA	RPD RACING	Ferrari 458	GTS3	29	1:02:42.345	+34.361	149.9	3	2:03.889	157.0
6	30 Mario CORDONI/Massimo MANTOVANI	OMBRA RACING TEAM	Ferrari 458	GTS3	29	1:02:43.743	+35.759	149.9	4	2:05.148	155.4
7	33 Glauco SOLIERI	AUTORLANDO	Porsche 911	GTS3	29	1:02:46.221	+38.237	149.8	5	2:05.216	155.3
8	31 Fernando CROCE/Stefano COSTANTINI	OMBRA RACING TEAM	Ferrari 458	GTS3	29	1:02:46.548	+38.564	149.8	3	2:04.046	156.8
9	36 Ramindra TANAKORN/Cédric SBIRRAZZUOLI	AF CORSE	Ferrari 458	GTS3	29	1:02:51.321	+43.337	149.6	3	2:04.836	155.8
10	43 Massimo PIGOLI/Andrea DROMEDARI	SWISS TEAM	Maserati GT3	GTS3	29	1:02:58.139	+50.155	149.3	6	2:05.359	155.2
11	41 Diego ROMANINI/Tommaso ROCCA	EASY RACE	Ferrari 458	GTS3	29	1:03:27.101	+1:19.117	148.2	3	2:06.011	154.4
12	37 Ruslan TSYPLAKOV	TEAM UKRAINE	Ferrari 458	GTS3	28	1:02:08.640	1 Lap	146.1	7	2:08.028	151.9
13	45 Johan KRISTOFFERSSON/Thomas SCHOFFLER	AUDI MTM	Audi R8	GTS3	28	1:02:20.870	1 Lap	145.6	3	2:04.490	156.2
14	96 Attila BARTA/Miro KONOPKA	RACING TREVOR	BMW Alpina B6	GTSO	28	1:02:48.673	1 Lap	144.5	8	2:07.887	152.1
15	51 Steven GOLDSTEIN/Antonio DE LA REINA	HEAVEN MOTORSPORT	Porsche 997	CUP	28	1:03:53.294	1 Lap	142.1	18	2:10.996	148.5
16	52 Adrien DE LENEER/Pierre DE LENEER	AF CORSE	Maserati Trofeo	CUP	27	1:02:53.579	2 Laps	139.2	11	2:12.758	146.5
17	39 Patrik TKAC/Andriј STUDENIC	DINO and CO RACING TEAM	Ferrari 458	GTS3	21	45:55.983	8 Laps	148.2	3	2:03.903	157.0

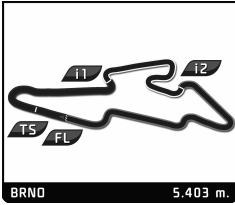
Pole Position		A. TALKANITSA Jr.	2:02.005	159.4 Kph
Fastest Lap	Lap 5	Alexander TALKANITSA Jr	2:02.947	158.2 Kph

Published at:

Track Status: **DRY**

Race Director:	Timekeeper:
-----------------------	--------------------

GTASPRINT



GTASPRINT INTERNATIONAL SERIES

BRNO
RACE 2 (60')

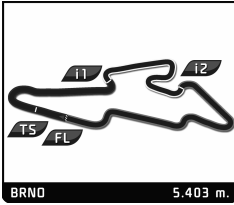
Starting Grid

2:17.570	Pierre DE LENEER	AF CORSE	52	- 9 -			
2:08.271	Miro KONOPKA	RACING TREVOR	96	- 8 -	51	HEAVEN MOTORSPORT	2:12.399 Antonio DE LA REINA
2:06.626	Lubomir JAKUBIK	RPD RACING	44	- 7 -	39	DINO and CO RACING TEAM	2:07.400 Patrik TKÁČ
2:05.537	Ruslan TSYPLAKOV	TEAM UKRAINE	37	- 6 -	41	EASY RACE	2:05.555 Tommaso ROCCA
2:04.931	Mario CORDONI	OMBRA RACING TEAM	30	- 5 -	31	OMBRA RACING TEAM	2:05.264 Fernando CROCE
2:04.389	Dennis WASZEK	AR CARS RACING	46	- 4 -	45	AUDI MTM	2:04.808 Thomas SCHOFFLER
2:03.573	Max PIGOLI	SWISS TEAM	43	- 3 -	33	AUTORLANDO	2:04.005 Glauco SOLIERI
2:02.517	Andrii KRUGLYK	TEAM UKRAINE	38	- 2 -	36	AF CORSE	2:03.273 Cédric SBIRRAZZUOLI
2:02.131	Alexander TALKANITSA Sr.	AF CORSE	21	- 1 -	32	RC MOTORSPORT	2:02.162 Roberto DEL CASTELLO

Pole

Stewards:

Timekeeper:



BRNO GTSPRINT INTERNATIONAL SERIES RACE 2 (60')

Provisional Classification

Drivers	Team	Vehicle	Class	Laps	Total Time	Gap	Kph	Best Lap		
								Lap	Time	Kph
1 33 Glauco SOLIERI	AUTORLANDO	Porsche 911	GTS3	28	1:00:10.142	-	150.9	7	2:04.765	155.9
2 21 Alexander TALKANITSA Sr./Alexander TALKANITSA Jr.	AF CORSE	Ferrari 458	GTS2	28	1:00:10.168	+0.026	150.9	21	2:04.017	156.8
3 38 Andrii KRUGLYK/Raffaele GIAMMARIA	TEAM UKRAINE	Ferrari 458	GTS3	28	1:00:13.399	+3.257	150.7	7	2:03.889	157.0
4 44 Lubomir JAKUBÍK/Michael VORBA	RPD RACING	Ferrari 458	GTS3	28	1:00:29.187	+19.045	150.1	21	2:04.087	156.8
5 46 Dennis WASZEK/David PALMI	AR CARS RACING	Ferrari 458	GTS3	28	1:00:42.998	+32.856	149.5	7	2:04.904	155.7
6 36 Ramindra TANAKORN/Cédric SBIRRAZZUOLI	AF CORSE	Ferrari 458	GTS3	28	1:00:43.997	+33.855	149.5	7	2:04.954	155.7
7 45 Johan KRISTOFFERSSON/Thomas SCHOFFLER	AUDI MTM	Audi R8	GTS3	28	1:00:44.487	+34.345	149.4	17	2:05.330	155.2
8 30 Mario CORDONI/Massimo MANTOVANI	OMBRA RACING TEAM	Ferrari 458	GTS3	28	1:00:45.465	+35.323	149.4	26	2:06.242	154.1
9 39 Patrik TKAC/Andrij STUDENIC	DINO and CO RACING TEAM	Ferrari 458	GTS3	28	1:00:45.810	+35.668	149.4	17	2:04.832	155.8
10 32 Roberto DEL CASTELLO	RC MOTORSPORT	Corvette Z06R	GTS3	28	1:00:48.375	+38.233	149.3	4	2:04.658	156.0
11 37 Ruslan TSYPLAKOV	TEAM UKRAINE	Ferrari 458	GTS3	28	1:01:12.373	+1:02.231	148.3	10	2:06.475	153.8
12 43 Massimo PIGOLI/Andrea DROMEDARI	SWISS TEAM	Maserati GT3	GTS3	28	1:01:12.818	+1:02.676	148.3	5	2:05.891	154.5
13 41 Diego ROMANINI/Tommaso ROCCA	EASY RACE	Ferrari 458	GTS3	28	1:01:23.471	+1:13.329	147.9	7	2:07.072	153.1
14 51 Steven GOLDSTEIN/Antonio DE LA REINA	HEAVEN MOTORSPORT	Porsche 997	CUP	26	1:00:30.916	2 Laps	139.3	2	2:09.491	150.2
15 52 Adrien DE LENEER/Pierre DE LENEER	AF CORSE	Maserati Trofeo	CUP	26	1:00:58.623	2 Laps	138.2	20	2:13.707	145.5
Not classified:										
96 Attila BARTA/Miro KONOPKA	RACING TREVOR	BMW Alpina B6	GT50							
Excluded										
31 Fernando CROCE/Stefano COSTANTINI	OMBRA RACING TEAM	Ferrari 458	GTS3	28	1:00:45.707			16	2:03.257	157.8
Pole Position		A. TALKANITSA Sr.				2:02.131		159.3 Kph		
Fastest Lap		Lap 16	Stefano COSTANTINI				2:03.257		157.8 Kph	

CARS 32 AND 38 1" PENALTY DUE TO PIT STOP INFRINGEMENT
CAR 31 EXCLUDED DUE TO CHANGE TYRES AT PIT STOP

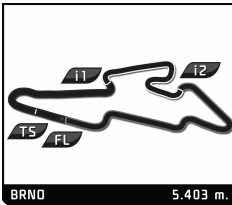
Published at:

Track Status:

DRY

Race Director:

Timekeeper:



TROFEO PIRELLI
FERRARI CHALLENGE TROFEO PIRELLI
FREE PRACTICE

Classification

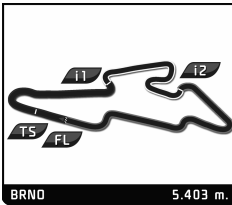
Nr. Drivers	Team	Car	Cl	Time	Lap	Total	Gap	Kph
1 8 D. CASO	CDP			2:06.234	10	15	-	154.1
2 91 P. BARON	Octane 126		GV	2:06.425	13	21	+0.191	153.9
3 11 R. PERGL	Scuderia Praha			2:07.113	13	16	+0.879	153.0
4 23 D. MANCINELLI	Motor/Piacenza		GV	2:07.176	4	19	+0.942	152.9
5 32 S. CHUKANOV	Team Ukraine		GV	2:07.196	14	17	+0.962	152.9
6 9 A. MARTIN	Stratstone Ferrari		GV	2:07.330	2	17	+1.096	152.8
7 96 R. GIANNONI	Motor/Piacenza			2:07.506	18	21	+1.272	152.5
8 5 D. DI AMATO / R. DI AMATO	CDP		GV	2:07.821	20	20	+1.587	152.2
9 79 B. MARTI	Motor/Piacenza			2:07.869	5	18	+1.635	152.1
10 27 A. VEZZONI	Rossocorsa/Pellin			2:11.656	10	11	+5.422	147.7
11 22 O. TAMRAZOV	Team Ukraine			2:13.712	14	15	+7.478	145.5
12 69 O. HERNANDEZ	Rossocorsa			2:16.063	11	17	+9.829	143.0
13 21 G. STRATTA	Forza Service					1		

Fastest Lap	Lap 10	Dario CASO	2:06.234	154.1 Kph
--------------------	--------	------------	-----------------	-----------

Published at:

Track Status: **DRY**

Race Director:	Timekeeper:
-----------------------	--------------------



TROFEO PIRELLI
FERRARI CHALLENGE TROFEO PIRELLI
QUALIFYING 1

Provisional Classification

Nr. Drivers	Team	Car	Cl	Time	Lap	Total	Gap	Kph
1 23 D. MANCINELLI	Motor/Piacenza		GV	2:05.794	3	6	-	154.6
2 8 D. CASO	CDP			2:05.850	3	5	+0.056	154.6
3 21 G. STRATTA	Forza Service			2:06.468	2	4	+0.674	153.8
4 91 P. BARON	Octane 126		GV	2:06.512	3	5	+0.718	153.7
5 11 R. PERGL	Scuderia Praha			2:06.540	3	6	+0.746	153.7
6 96 R. GIANNONI	Motor/Piacenza			2:06.631	2	6	+0.837	153.6
7 32 S. CHUKANOV	Team Ukraine		GV	2:06.923	8	8	+1.129	153.2
8 79 B. MARTI	Motor/Piacenza			2:07.568	3	8	+1.774	152.5
9 9 A. MARTIN	Stratstone Ferrari		GV	2:07.787	4	6	+1.993	152.2
10 5 D. DI AMATO / R. DI AMATO	CDP		GV	2:08.009	13	13	+2.215	151.9
11 27 A. VEZZONI	Rossocorsa/Pellin			2:08.342	3	5	+2.548	151.6
12 22 O. TAMRAZOV	Team Ukraine			2:10.185	11	12	+4.391	149.4
13 69 O. HERNANDEZ	Rossocorsa			2:13.947	4	12	+8.153	145.2
Fastest Lap				Lap 3	Daniel MANCINELLI		2:05.794	154.6 Kph

CAR 23 TWO POSITIONS HANDICAP WILL BE APPLIED Art. 19.4 S.R.

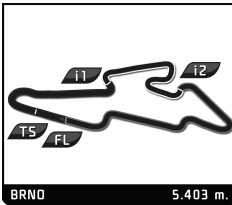
Published at:

Track Status:

DRY

Race Director:

Timekeeper:



TROFEO PIRELLI

FERRARI CHALLENGE TROFEO PIRELLI

QUALIFYING 2

Provisional Classification

Nr. Drivers	Team	Car	Cl	Time	Lap	Total	Gap	Kph
1 8 D. CASO	CDP			2:05.926	7	9	-	154.5
2 23 D. MANCINELLI	Motor/Piacenza		GV	2:05.991	4	8	+0.065	154.4
3 21 G. STRATTA	Forza Service			2:06.015	3	5	+0.089	154.4
4 91 P. BARON	Octane 126		GV	2:06.157	2	4	+0.231	154.2
5 96 R. GIANNONI	Motor/Piacenza			2:06.579	3	8	+0.653	153.7
6 32 S. CHUKANOV	Team Ukraine		GV	2:06.648	2	9	+0.722	153.6
7 9 A. MARTIN	Stratstone Ferrari		GV	2:06.876	4	6	+0.950	153.3
8 79 B. MARTI	Motor/Piacenza			2:07.230	2	6	+1.304	152.9
9 11 R. PERGL	Scuderia Praha			2:07.258	4	8	+1.332	152.8
10 27 A. VEZZONI	Rossocorsa/Pellin			2:08.689	7	10	+2.763	151.1
11 22 O. TAMRAZOV	Team Ukraine			2:10.337	4	11	+4.411	149.2
12 69 O. HERNANDEZ	Rossocorsa			2:15.130	3	10	+9.204	143.9

Not classified:

5 D. DI AMATO / R. DI AMATO

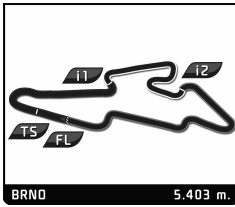
CDP	GV	1
Fastest Lap	Lap 7	Dario CASO
		2:05.926
		154.5 Kph

CAR 32 TWO POSITIONS HANDICAP WILL BE APPLIED Art. 19.4 S.R.

Published at:

Track Status:

DRY
Race Director:
Timekeeper:



FERRARI CHALLENGE TROFEO PIRELLI

TROFEO PIRELLI

RACE 1 (30')

Provisional Classification

Drivers	Team	Vehicle	Class	Laps	Total Time	Gap	Kph	Best Lap		
								Lap	Time	Kph
1 23 Daniel MANCINELLI	Motor/Piacenza		GV	14	31:10.798	-	145.6	5	2:08.182	151.7
2 8 Dario CASO	CDP			14	31:13.021	+2.223	145.4	2	2:08.358	151.5
3 91 Philipp BARON	Octane 126		GV	14	31:13.282	+2.484	145.4	5	2:08.498	151.4
4 11 Robert PERGL	Scuderia Praha			14	31:15.020	+4.222	145.2	3	2:08.917	150.9
5 9 Alexander MARTIN	Stratstone Ferrari		GV	14	31:16.367	+5.569	145.1	2	2:09.300	150.4
6 32 Sergey CHUKANOV	Team Ukraine		GV	14	31:18.509	+7.711	145.0	3	2:08.992	150.8
7 79 Benedetto MARTI	Motor/Piacenza			14	31:19.430	+8.632	144.9	2	2:08.843	151.0
8 27 Alessandro VEZZONI	Rossocorsa/Pellin			14	31:20.713	+9.915	144.8	3	2:10.065	149.5
9 5 Daniele DI AMATO/Renato DI AMATO	CDP			14	31:20.921	+10.123	144.8	4	2:09.343	150.4
10 22 Oleksii TAMRAZOV	Team Ukraine			14	31:24.329	+13.531	144.5	8	2:11.359	148.1
11 96 Raffaele GIANNONI	Motor/Piacenza			14	31:25.303	+14.505	144.4	3	2:09.242	150.5
12 69 Oscar HERNANDEZ	Rossocorsa			14	32:12.749	+1:01.951	140.9	14	2:15.851	143.2
13 21 Giacomo STRATTA	Forza Service			9	25:02.071	5 Laps	116.5	3	2:08.973	150.8

Pole Position

D. CASO

2:05.850

154.6 Kph

Fastest Lap

Lap 5

Daniel MANCINELLI

2:08.182

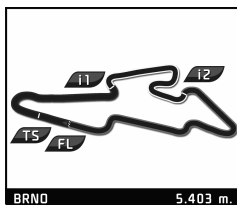
151.7 Kph

Published at:

Track Status:

DRY

Race Director:	Timekeeper:
-----------------------	--------------------



FERRARI CHALLENGE TROFEO PIRELLI

TROFEO PIRELLI

RACE 2 (30')

Provisional Classification

	Drivers	Team	Vehicle	Class	Laps	Total Time	Gap	Kph	Best Lap		
									Lap	Time	Kph
1	8 Dario CASO	CDP			14	30:58.876	-	146.5	5	2:08.365	151.5
2	91 Philipp BARON	Octane 126		GV	14	31:01.512	+2.636	146.3	2	2:08.284	151.6
3	21 Giacomo STRATTA	Forza Service			14	31:06.520	+7.644	145.9	5	2:09.298	150.4
4	32 Sergey CHUKANOV	Team Ukraine		GV	14	31:07.872	+8.996	145.8	6	2:09.428	150.3
5	5 Daniele DI AMATO/Renato DI AMATO	CDP		GV	14	31:10.860	+11.984	145.6	8	2:09.471	150.2
6	96 Raffaele GIANNONI	Motor/Piacenza			14	31:20.413	+21.537	144.8	6	2:10.255	149.3
7	23 Daniel MANCINELLI	Motor/Piacenza		GV	14	31:20.905	+22.029	144.8	5	2:09.383	150.3
8	79 Benedetto MARTI	Motor/Piacenza			14	31:22.281	+23.405	144.7	6	2:10.097	149.5
9	27 Alessandro VEZZONI	Rossocorsa/Pellin			14	31:34.184	+35.308	143.8	7	2:10.779	148.7
10	22 Oleksii TAMRAZOV	Team Ukraine			14	31:35.567	+36.691	143.7	8	2:11.049	148.4
11	9 Alexander MARTIN	Stratstone Ferrari		GV	14	32:05.351	+1:06.475	141.4	7	2:11.122	148.3
12	69 Oscar HERNANDEZ	Rossocorsa			14	32:09.639	+1:10.763	141.1	9	2:14.052	145.1

Not classified:

11 Robert PERGL

Scuderia Praha

1

2:16.485

Pole Position

D. CASO

2:05.926

154.5 Kph

Fastest Lap

Lap 2

Philipp BARON

2:08.284

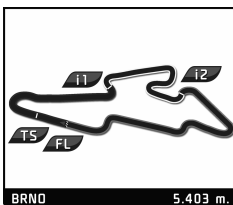
151.6 Kph

Published at:

Track Status:

DRY

Race Director:	Timekeeper:
-----------------------	--------------------



TROFEO PIRELLI COPPA SHELL

FERRARI CHALLENGE TROFEO PIRELLI COPPA SHELL

FREE PRACTICE

Classification

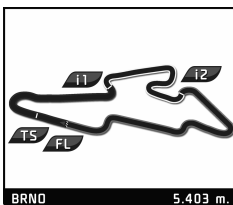
Nr.	Drivers	Team	Car	Cl	Time	Lap	Total	Gap	Kph	
1	181 E. PRINOTH	Ineco/MP		GE	2:07.853	15	20	-	-	152.1
2	119 A. LEBED	Team Ukraine			2:07.922	9	17	+0.069	+0.069	152.1
3	160 D. GOSTNER	Ineco/MP			2:08.137	13	26	+0.284	+0.215	151.8
4	21 G. STRATTA	Forza Service			2:08.154	3	9	+0.301	+0.017	151.8
5	102 V. SAUTO	Rosscorsa/Pellin		GE	2:08.487	14	17	+0.634	+0.333	151.4
6	177 F. SCHELTEMA	Kessel		GE	2:08.835	8	18	+0.982	+0.348	151.0
7	190 T. KUKUCKA	Scuderia Praha			2:08.868	17	24	+1.015	+0.033	150.9
8	176 M. BIANCHI	Kessel			2:09.200	9	18	+1.347	+0.332	150.5
9	199 D. ADAMSKI	Autohaus Saggio		GE	2:09.216	9	21	+1.363	+0.016	150.5
10	162 F. BARREIROS	Motor/Piacenza		GE	2:09.451	12	21	+1.598	+0.235	150.3
11	198 E. CHEUNG	Motor/Piacenza		GE	2:10.362	6	22	+2.509	+0.911	149.2
12	108 S. DEL PRETE	CDP			2:10.371	17	20	+2.518	+0.009	149.2
13	161 T. GOSTNER	Ineco/MP		GE	2:10.462	19	25	+2.609	+0.091	149.1
14	165 A. DE BERNARDI	Kessel			2:10.688	4	19	+2.835	+0.226	148.8
15	128 C. KINCH	Autoropa			2:11.053	20	21	+3.200	+0.365	148.4
16	166 D. KUENZLI	Kessel		GE	2:11.111	9	16	+3.258	+0.058	148.4
17	107 R. EDER	Garage Foitek			2:11.442	3	12	+3.589	+0.331	148.0
18	123 M. GALASSI	Motor/Malucelli		GE	2:11.488	10	22	+3.635	+0.046	147.9
19	127 T. LINDROTH	Autoropa		GE	2:11.589	23	23	+3.736	+0.101	147.8
20	175 D. SCHENK	Kessel		GE	2:12.729	15	20	+4.876	+1.140	146.5
21	110 M. BUTUZA	Rosscorsa/Pellin		GE	2:13.227	11	17	+5.374	+0.498	146.0
22	111 P. SCUDIERI	Forza Service		GE	2:13.877	7	18	+6.024	+0.650	145.3
23	167 R. LOVAT	Kessel		GE	2:14.661	10	23	+6.808	+0.784	144.4
24	188 J. JAKUBIK	Scuderia Praha			2:14.952	23	25	+7.099	+0.291	144.1
25	149 R. MARTIN	Stratstone Ferrari		GE	2:16.001	9	24	+8.148	+1.049	143.0
26	155 H. LANGE	Garage Foitek		GE	2:17.647	24	24	+9.794	+1.646	141.3
27	159 P. SCHAUER	Autohaus Gohm		GE						

Fastest Lap Lap 15 Erich PRINOTH **2:07.853** 152.1 Kph

Published at:

 Track Status: **DRY**

Race Director:	Timekeeper:
-----------------------	--------------------



TROFEO PIRELLI COPPA SHELL

FERRARI CHALLENGE TROFEO PIRELLI COPPA SHELL

QUALIFYING 1

Provisional Classification

Nr. Drivers	Team	Car	Cl	Time	Lap	Total	Gap	Kph
1 102 V. SAUTO	Rossocorsa/Pellin		GE	2:06.776	2	4	-	153.4
2 181 E. PRINOTH	Ineco/MP		GE	2:06.968	2	7	+0.192	153.2
3 160 D. GOSTNER	Ineco/MP			2:07.071	3	8	+0.295	153.1
4 177 F. SCHELTEMA	Kessel		GE	2:07.524	3	4	+0.748	152.5
5 119 A. LEBED	Team Ukraine			2:07.612	2	7	+0.836	152.4
6 176 M. BIANCHI	Kessel			2:07.658	3	8	+0.882	152.4
7 199 D. ADAMSKI	Autohaus Saggio		GE	2:07.757	5	5	+0.981	152.2
8 165 A. DE BERNARDI	Kessel			2:08.050	3	4	+1.274	151.9
9 190 T. KUKUCKA	Scuderia Praha			2:08.145	3	7	+1.369	151.8
10 161 T. GOSTNER	Ineco/MP		GE	2:08.435	3	8	+1.659	151.4
11 127 T. LINDROTH	Autoropa		GE	2:08.465	3	9	+1.689	151.4
12 198 E. CHEUNG	Motor/Piacenza		GE	2:08.910	3	5	+2.134	150.9
13 162 F. BARREIROS	Motor/Piacenza		GE	2:09.161	13	13	+2.385	150.6
14 108 S. DEL PRETE	CDP			2:09.267	2	8	+2.491	150.5
15 166 D. KUENZLI	Kessel		GE	2:09.478	2	6	+2.702	150.2
16 123 M. GALASSI	Motor/Malucelli		GE	2:09.590	3	10	+2.814	150.1
17 107 R. EDER	Garage Foitek			2:10.289	2	9	+3.513	149.3
18 128 C. KINCH	Autoropa			2:10.689	3	9	+3.913	148.8
19 175 D. SCHENK	Kessel		GE	2:10.877	2	8	+4.101	148.6
20 188 J. JAKUBIK	Scuderia Praha			2:11.424	5	9	+4.648	148.0
21 111 P. SCUDIERI	Forza Service		GE	2:11.666	7	9	+4.890	147.7
22 110 M. BUTUZA	Rossocorsa/Pellin		GE	2:12.182	4	11	+5.406	147.2
23 149 R. MARTIN	Stratstone Ferrari		GE	2:12.307	3	6	+5.531	147.0
24 167 R. LOVAT	Kessel		GE	2:13.273	5	10	+6.497	145.9
25 155 H. LANGE	Garage Foitek		GE	2:18.965	6	7	+12.189	140.0

Not classified:

159 P. SCHAIDER Autohaus Gohm GE

Fastest Lap Lap 2 Vincenzo SAUTO **2:06.776** 153.4 Kph

HANDICAP POSITIONS WILL BE APPLIED TO CARS 199, 119 AND 160 Art. 19.4 S.R.

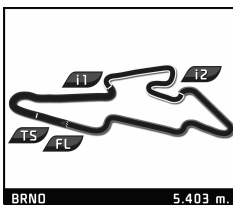
Published at:

Track Status:

DRY

Race Director:

Timekeeper:



TROFEO PIRELLI COPPA SHELL

FERRARI CHALLENGE TROFEO PIRELLI COPPA SHELL

QUALIFYING 2

Provisional Classification

Nr. Drivers	Team	Car	Cl	Time	Lap	Total	Gap	Kph
1 199 D. ADAMSKI	Autohaus Saggio		GE	2:05.842	7	8	-	154.6
2 102 V. SAUTO	Rossocorsa/Pellin		GE	2:06.383	6	8	+0.541	153.9
3 160 D. GOSTNER	Ineco/MP			2:06.954	3	5	+1.112	153.2
4 181 E. PRINOTH	Ineco/MP		GE	2:07.029	3	5	+1.187	153.1
5 176 M. BIANCHI	Kessel			2:07.523	5	6	+1.681	152.5
6 177 F. SCHELTEMA	Kessel		GE	2:07.794	4	7	+1.952	152.2
7 119 A. LEBED	Team Ukraine			2:08.097	4	8	+2.255	151.8
8 127 T. LINDROTH	Autoropa		GE	2:08.273	3	6	+2.431	151.6
9 161 T. GOSTNER	Ineco/MP		GE	2:08.357	2	4	+2.515	151.5
10 190 T. KUKUCKA	Scuderia Praha			2:08.392	3	5	+2.550	151.5
11 165 A. DE BERNARDI	Kessel			2:08.857	4	5	+3.015	150.9
12 108 S. DEL PRETE	CDP			2:09.017	7	9	+3.175	150.8
13 162 F. BARREIROS	Motor/Piacenza		GE	2:09.503	8	11	+3.661	150.2
14 166 D. KUENZLI	Kessel		GE	2:09.557	6	9	+3.715	150.1
15 128 C. KINCH	Autoropa			2:09.600	4	6	+3.758	150.1
16 198 E. CHEUNG	Motor/Piacenza		GE	2:10.060	5	10	+4.218	149.6
17 107 R. EDER	Garage Foitek			2:10.159	3	9	+4.317	149.4
18 175 D. SCHENK	Kessel		GE	2:10.343	7	9	+4.501	149.2
19 123 M. GALASSI	Motor/Malucelli		GE	2:11.039	5	12	+5.197	148.4
20 110 M. BUTUZA	Rossocorsa/Pellin		GE	2:11.106	7	9	+5.264	148.4
21 167 R. LOVAT	Kessel		GE	2:12.294	5	9	+6.452	147.0
22 111 P. SCUDIERI	Forza Service		GE	2:12.335	8	10	+6.493	147.0
23 188 J. JAKUBIK	Scuderia Praha			2:12.373	9	12	+6.531	146.9
24 149 R. MARTIN	Stratstone Ferrari		GE	2:12.383	6	7	+6.541	146.9
25 155 H. LANGE	Garage Foitek		GE	2:14.589	10	10	+8.747	144.5
Fastest Lap				Lap 7	Dirk ADAMSKI		2:05.842	154.6 Kph

HANDICAP POSITIONS WILL BE APPLIED TO CARS 160, 102 AND 177 Art. 19.4 S.R.

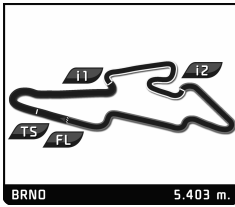
Published at:

Track Status:

DRY

Race Director:

Timekeeper:



FERRARI CHALLENGE TROFEO PIRELLI COPPA SHEL

TROFEO PIRELLI COPPA SHEL

RACE 1 (30')

Provisional Classification

Drivers	Team	Vehicle	Class	Laps	Total Time	Gap	Kph	Best Lap		
								Lap	Time	Kph
1 102 Vincenzo SAUTO	Rossocorsa/Pellin		GE	14	30:34.505	-	148.4	2	2:10.047	149.6
2 177 Fons SCHELTEMA	Kessel		GE	14	30:36.017	+1.512	148.3	2	2:09.816	149.7
3 160 David GOSTNER	Ineco/MP			14	30:36.403	+1.898	148.3	2	2:09.970	149.7
4 190 Thomas KUKUCKA	Scuderia Praha			14	30:37.895	+3.390	148.2	2	2:10.033	149.6
5 199 Dirk ADAMSKI	Autohaus Saggio		GE	14	30:39.865	+5.360	148.0	4	2:09.821	149.8
6 176 Massimiliano BIANCHI	Kessel			14	30:40.353	+5.848	148.0	2	2:09.862	149.8
7 165 Alexis DE BERNARDI	Kessel			14	30:43.617	+9.112	147.7	6	2:10.627	148.9
8 181 Erich PRINOTH	Ineco/MP		GE	14	30:44.763	+10.258	147.6	3	2:10.018	149.6
9 161 Thomas GOSTNER	Ineco/MP		GE	14	30:47.509	+13.004	147.4	7	2:10.670	148.9
10 198 Eric CHEUNG	Motor/Piacenza		GE	14	30:53.306	+18.801	146.9	5	2:11.142	148.3
11 108 Sossio DEL PRETE	CDP			14	30:58.624	+24.119	146.5	5	2:11.170	148.3
12 123 Marco GALASSI	Motor/Malucelli		GE	14	31:12.899	+38.394	145.4	3	2:11.473	147.9
13 127 Tommy LINDROTH	Autoropa		GE	14	31:15.828	+41.323	145.2	7	2:11.813	147.6
14 107 Roger EDER	Garage Foitek			14	31:34.226	+59.721	143.8	4	2:13.244	146.0
15 188 Josef JAKUBIK	Scuderia Praha			14	31:38.329	+1:03.824	143.4	4	2:13.449	145.8
16 162 Filipe BARREIROS	Motor/Piacenza		GE	14	31:45.316	+1:10.811	142.9	11	2:13.064	146.2
17 149 Rupert MARTIN	Stratstone Ferrari		GE	14	31:56.780	+1:22.275	142.1	5	2:14.622	144.5
18 111 Paolo SCUDIERI	Forza Service		GE	14	31:57.176	+1:22.671	142.0	7	2:14.082	145.1
19 175 Dieter SCHENK	Kessel		GE	14	31:57.416	+1:22.911	142.0	6	2:13.497	145.7
20 167 Rick LOVAT	Kessel		GE	14	31:58.571	+1:24.066	141.9	7	2:14.349	144.8
21 166 Daniel KUENZLI	Kessel		GE	14	32:04.650	+1:30.145	141.5	7	2:12.704	146.6
22 128 Christian KINCH	Autoropa			14	32:09.504	+1:34.999	141.1	14	2:15.402	143.7
23 155 Holger LANGE	Garage Foitek		GE	14	32:33.536	+1:59.031	139.4	13	2:17.731	141.2
24 119 Andrii LEBED	Team Ukraine			7	15:26.503	7 Laps	147.0	7	2:10.794	148.7

Not classified:

110 Marcel BUTUZA

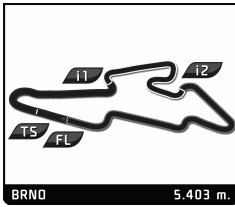
Rossocorsa/Pellin GE 3 9:44.002 2 2:17.392 141.6

Pole Position		V. SAUTO	2:06.776	
Fastest Lap	Lap 2	Fons SCHELTEMA	2:09.816	149.8 Kph

Published at:

 Track Status: **DRY**

Race Director:	Timekeeper:
-----------------------	--------------------



FERRARI CHALLENGE TROFEO PIRELLI COPPA SHEL

TROFEO PIRELLI COPPA SHEL

RACE 2 (30')

Provisional Classification

Drivers	Team	Vehicle	Class	Laps	Total Time	Gap	Kph	Best Lap		
								Lap	Time	Kph
1 199 Dirk ADAMSKI	Autohaus Saggio		GE	14	30:22.779	-	149.4	2	2:08.458	151.4
2 160 David GOSTNER	Ineco/MP			14	30:23.775	+0.996	149.3	3	2:08.607	151.2
3 102 Vincenzo SAUTO	Rossocorsa/Pellin		GE	14	30:39.300	+16.521	148.1	2	2:08.463	151.4
4 177 Fons SCHELTEMA	Kessel		GE	14	30:41.116	+18.337	147.9	3	2:09.720	149.9
5 127 Tommy LINDROTH	Autoropa		GE	14	30:52.086	+29.307	147.0	13	2:10.934	148.6
6 165 Alexis DE BERNARDI	Kessel			14	30:52.207	+29.428	147.0	3	2:10.481	149.1
7 198 Eric CHEUNG	Motor/Piacenza		GE	14	30:54.412	+31.633	146.8	3	2:10.782	148.7
8 119 Andrii LEBED	Team Ukraine			14	30:55.173	+32.394	146.8	4	2:09.436	150.3
9 190 Thomas KUKUCKA	Scuderia Praha			14	31:01.577	+38.798	146.3	10	2:10.412	149.1
10 123 Marco GALASSI	Motor/Malucelli		GE	14	31:06.689	+43.910	145.9	11	2:11.882	147.5
11 181 Erich PRINOTH	Ineco/MP		GE	14	31:07.421	+44.642	145.8	2	2:09.252	150.5
12 162 Filipe BARREIROS	Motor/Piacenza		GE	14	31:23.762	+1:00.983	144.6	6	2:12.694	146.6
13 175 Dieter SCHENK	Kessel		GE	14	31:24.021	+1:01.242	144.5	13	2:12.860	146.4
14 166 Daniel KUENZLI	Kessel		GE	14	31:24.540	+1:01.761	144.5	10	2:12.857	146.4
15 107 Roger EDER	Garage Foitek			14	31:26.047	+1:03.268	144.4	13	2:12.927	146.3
16 111 Paolo SCUDIERI	Forza Service		GE	14	31:30.673	+1:07.894	144.0	11	2:12.632	146.7
17 188 Josef JAKUBIK	Scuderia Praha			14	31:31.060	+1:08.281	144.0	4	2:12.646	146.6
18 128 Christian KINCH	Autoropa			14	31:39.476	+1:16.697	143.4	12	2:12.896	146.4
19 167 Rick LOVAT	Kessel		GE	14	32:10.406	+1:47.627	141.1	14	2:15.563	143.5
20 155 Holger LANGE	Garage Foitek		GE	14	32:18.250	+1:55.471	140.5	8	2:16.033	143.0
21 110 Marcel BUTUZA	Rossocorsa/Pellin		GE	13	32:23.007	1 Lap	130.1	5	2:13.502	145.7
22 176 Massimiliano BIANCHI	Kessel			7	15:12.427	7 Laps	149.2	3	2:08.532	151.3

Not classified:

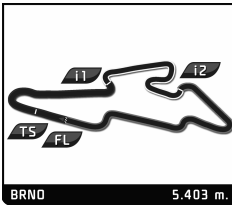
161 Thomas GOSTNER	Ineco/MP	GE	4	10:01.309				3	2:10.572	149.0
149 Rupert MARTIN	Stratstone Ferrari	GE	4	11:54.741				2	2:15.508	143.5
108 Sossio DEL PRETE	CDP									

Pole Position		D. ADAMSKI	2:05.842	154.6 Kph
Fastest Lap	Lap 2	Dirk ADAMSKI	2:08.458	151.4 Kph

Published at:

 Track Status: **DRY**

Race Director:	Timekeeper:
-----------------------	--------------------



VOLKSWAGEN CASTROL CUP

BRNO CIRCUIT
FREE PRACTICE 1

Classification

Nr.	Driver	Nat	Team	Car	Time	Lap	Total	Gap	Kph
1	3 Robertas KUPCIKAS	LT			2:21.339	11	11	-	137.6
2	103 Jonas GELZINIS				2:21.746	7	12	+0.407	137.1
3	15 Tiki IVOSEVIC	CZ			2:21.854	10	11	+0.515	137.1
4	2 Jan KISIEL	PL			2:22.063	4	12	+0.724	136.9
5	21 Jakub LITWIN	PL			2:22.529	9	12	+1.190	136.5
6	4 Maciej STEINHOF	PL			2:22.565	8	11	+1.226	136.4
7	20 Patrik NEMEC	SK			2:22.576	9	11	+1.237	136.4
8	6 Sebastian RAMIREZ	MEX			2:22.686	11	12	+1.347	136.3
9	8 Mateusz LISOWSKI	PL			2:22.688	7	10	+1.349	136.3
10	26 Rasmus MARTHEN	SE			2:22.802	10	11	+1.463	136.2
11	14 Krystian KORZENIOWSKI	PL			2:23.066	9	10	+1.727	136.0
12	5 Martin WIRKJOWSKI	DE			2:23.177	8	10	+1.838	135.9
13	23 Herman BERGER	AT			2:23.579	11	11	+2.240	135.5
14	7 Michal SLOMIAN	PL			2:23.840	3	12	+2.501	135.2
15	11 Fernando MENDEZ	MEX			2:24.155	11	11	+2.816	134.9
16	16 Marcus FLUCH	SE			2:24.180	4	7	+2.841	134.9
17	10 Maciej DRESZER	PL			2:24.203	3	10	+2.864	134.9
18	18 Lukasz TYSZKIEWICZ	PL			2:24.390	3	10	+3.051	134.7
19	24 Adam RZEPECKI	PL			2:24.935	12	12	+3.596	134.2
20	101 Bartosz OBUCHOWICZ				2:24.963	10	11	+3.624	134.2
21	19 Mateusz TYSZKIEWICZ	PL			2:25.670	11	11	+4.331	133.5
22	9 Klaudia PODKALICKA	PL			2:25.801	10	10	+4.462	133.4
23	12 Aleksandra FURGAL	PL			2:26.705	9	11	+5.366	132.6
24	22 Aleksandra BURSIAK	PL			2:28.568	11	11	+7.229	130.9
25	102 Maciej ZIEMEK				2:31.075	6	12	+9.736	128.7
26	17 Philipp BARTOS	AT							

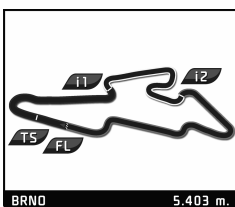
Fastest Lap	Lap 11	Robertas KUPCIKAS	2:21.339	137.6 Kph
--------------------	--------	-------------------	-----------------	-----------

Published at:

Track Status:

DRY

Race Director:	Timekeeper:
----------------	-------------



VOLKSWAGEN CASTROL CUP

BRNO CIRCUIT
FREE PRACTICE 2

Classification

Nr.	Driver	Nat	Team	Car	Time	Lap	Total	Gap	Kph
1	103 Jonas GELZINIS				2:21.608	2	9	-	137.4
2	16 Marcus FLUCH	SE			2:21.635	3	5	+0.027	137.3
3	26 Rasmus MARTHEN	SE			2:22.174	5	9	+0.566	136.8
4	5 Martin WIRKJOWSKI	DE			2:22.359	4	10	+0.751	136.6
5	3 Robertas KUPCIKAS	LT			2:22.433	3	10	+0.825	136.6
6	23 Herman BERGER	AT			2:22.488	2	7	+0.880	136.5
7	15 Tiki IVOSEVIC	CZ			2:22.979	4	9	+1.371	136.0
8	2 Jan KISIEL	PL			2:23.004	4	10	+1.396	136.0
9	21 Jakub LITWIN	PL			2:23.141	6	7	+1.533	135.9
10	20 Patrik NEMEC	SK			2:23.376	2	10	+1.768	135.7
11	4 Maciej STEINHOF	PL			2:23.796	2	7	+2.188	135.3
12	6 Sebastian RAMIREZ	MEX			2:23.808	2	9	+2.200	135.3
13	11 Fernando MENDEZ	MEX			2:23.958	3	9	+2.350	135.1
14	19 Mateusz TYSZKIEWICZ	PL			2:23.985	6	9	+2.377	135.1
15	8 Mateusz LISOWSKI	PL			2:24.076	3	5	+2.468	135.0
16	18 Lukasz TYSZKIEWICZ	PL			2:24.207	5	9	+2.599	134.9
17	24 Adam RZEPECKI	PL			2:24.416	3	11	+2.808	134.7
18	14 Krystian KORZENIOWSKI	PL			2:24.707	2	10	+3.099	134.4
19	101 Bartosz OBUCHOWICZ				2:25.107	4	10	+3.499	134.0
20	12 Aleksandra FURGAL	PL			2:25.213	5	9	+3.605	133.9
21	10 Maciej DRESZER	PL			2:25.220	3	10	+3.612	133.9
22	7 Michal SLOMIAN	PL			2:25.620	2	9	+4.012	133.6
23	102 Maciej ZIEMEK				2:27.095	4	9	+5.487	132.2
24	9 Klaudia PODKALICKA	PL			2:27.458	3	9	+5.850	131.9
25	22 Aleksandra BURSIK	PL			2:29.465	6	7	+7.857	130.1
26	17 Philipp BARTOS	AT							

Fastest Lap	Lap 2	Jonas GELZINIS	2:21.608	137.4 Kph
--------------------	-------	----------------	-----------------	-----------

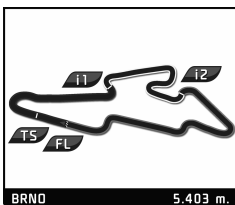
Published at:

Track Status:

DRY

Race Director:

Timekeeper:



VOLKSWAGEN CASTROL CUP
BRNO CIRCUIT
QUALIFYING

BRNO 5.403 m.

Provisional Classification

Nr.	Driver	Nat	Team	Car	Time	Lap	Total	Gap	Kph	
1	103 Jonas GELZINIS				2:20.196	3	5	-	-	138.7
2	8 Mateusz LISOWSKI	PL			2:20.438	3	5	+0.242	+0.242	138.5
3	21 Jakub LITWIN	PL			2:20.639	3	5	+0.443	+0.201	138.3
4	3 Robertas KUPCIKAS	LT			2:20.758	4	11	+0.562	+0.119	138.2
5	4 Maciej STEINHOF	PL			2:20.764	2	6	+0.568	+0.006	138.2
6	26 Rasmus MARTHEN	SE			2:20.799	2	7	+0.603	+0.035	138.1
7	16 Marcus FLUCH	SE			2:21.116	3	11	+0.920	+0.317	137.8
8	20 Patrik NEMEC	SK			2:21.518	3	10	+1.322	+0.402	137.4
9	2 Jan KISIEL	PL			2:21.607	4	10	+1.411	+0.089	137.4
10	14 Krystian KORZENIOWSKI	PL			2:21.729	7	8	+1.533	+0.122	137.2
11	7 Michal SLOMIAN	PL			2:21.740	3	7	+1.544	+0.011	137.2
12	5 Martin WIRKJOWSKI	DE			2:21.771	3	6	+1.575	+0.031	137.2
13	6 Sebastian RAMIREZ	MEX			2:21.772	3	6	+1.576	+0.001	137.2
14	23 Herman BERGER	AT			2:22.298	4	9	+2.102	+0.526	136.7
15	11 Fernando MENDEZ	MEX			2:22.467	5	9	+2.271	+0.169	136.5
16	15 Tiki IVOSEVIC	CZ			2:22.645	4	11	+2.449	+0.178	136.4
17	10 Maciej DRESZER	PL			2:22.834	2	11	+2.638	+0.189	136.2
18	24 Adam RZEPECKI	PL			2:22.914	2	8	+2.718	+0.080	136.1
19	18 Lukasz TYSZKIEWICZ	PL			2:23.233	3	9	+3.037	+0.319	135.8
20	19 Mateusz TYSZKIEWICZ	PL			2:23.438	3	9	+3.242	+0.205	135.6
21	9 Klaudia PODKALICKA	PL			2:24.538	9	9	+4.342	+1.100	134.6
22	101 Bartosz OBUCHOWICZ				2:24.557	4	10	+4.361	+0.019	134.6
23	12 Aleksandra FURGAL	PL			2:25.424	3	11	+5.228	+0.867	133.8
24	22 Aleksandra BURSIAK	PL			2:26.886	8	12	+6.690	+1.462	132.4
25	102 Maciej ZIEMEK				2:27.060	10	10	+6.864	+0.174	132.3

Not classified:

17 Philipp BARTOS AT

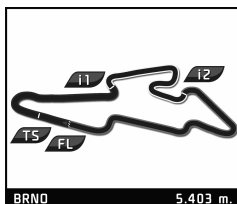
Fastest Lap	Lap 3	Jonas GELZINIS	2:20.196	138.7 Kph
--------------------	-------	----------------	-----------------	-----------

Published at:

Track Status:

DRY

Race Director:	Timekeeper:
-----------------------	--------------------



VOLKSWAGEN CASTROL CUP
BRNO CIRCUIT
RACE 1 (30')

BRNO 5.403 m.

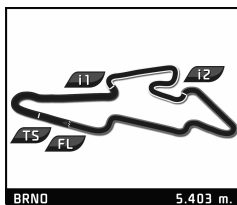
Starting Grid

2:26.886	Aleksandra BURSIAK	22	- 13 -	102	2:27.060	Maciej ZIEMEK
2:24.557	Bartosz OBUCHOWICZ	101	- 12 -	12	2:25.424	Aleksandra FURGAL
2:23.438	Mateusz TYSZKIEWICZ	19	- 11 -	9	2:24.538	Klaudia PODKALICKA
2:22.914	Adam RZEPECKI	24	- 10 -	18	2:23.233	Lukasz TYSZKIEWICZ
2:22.645	Tiki IVOSEVIC	15	- 9 -	10	2:22.834	Maciej DRESZER
2:22.298	Herman BERGER	23	- 8 -	11	2:22.467	Fernando MENDEZ
2:21.771	Martin WIRKLIOWSKI	5	- 7 -	6	2:21.772	Sebastian RAMIREZ
2:21.729	Krzysztof KORZENIOWSKI	14	- 6 -	7	2:21.740	Michał SLOMIAN
2:21.518	Patrik NEMEC	20	- 5 -	2	2:21.607	Jan KISIEL
2:20.799	Rasmus MARTHEN	26	- 4 -	16	2:21.116	Marcus FLUCH
2:20.758	Robertas KUPCIKAS	3	- 3 -	4	2:20.764	Maciej STEINHOF
2:20.438	Mateusz LISOWSKI	8	- 2 -	21	2:20.639	Jakub LITWIN
			- 1 -	103	2:20.196	Jonas GELZINIS

Pole

Stewards:

Timekeeper:



BRNO CIRCUIT
VOLKSWAGEN CASTROL CUP
RACE 1 (10 laps, 54,0 km.)

Provisional Classification

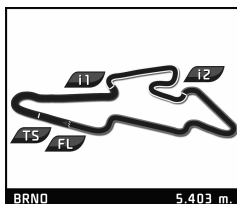
Drivers	Nat	Team	Vehicle	Class	Laps	Total Time	Gap	Kph	Best Lap		
									Lap	Time	Kph
1	3	Robertas KUPCIKAS	LT		10	23:42.931	-	136.7	2	2:20.008	138.9
2	21	Jakub LITWIN	PL		10	23:45.869	+2.938	136.4	2	2:20.970	138.0
3	2	Jan KISIEL	PL		10	23:46.759	+3.828	136.3	2	2:20.937	138.0
4	4	Maciej STEINHOF	PL		10	23:49.612	+6.681	136.1	2	2:21.116	137.8
5	26	Rasmus MARTHEN	SE		10	23:52.906	+9.975	135.7	2	2:21.321	137.6
6	16	Marcus FLUCH	SE		10	23:53.039	+10.108	135.7	2	2:21.250	137.7
7	20	Patrik NEMEC	SK		10	23:58.811	+15.880	135.2	4	2:21.992	137.0
8	14	Krystian KORZENIOWSKI	PL		10	23:59.808	+16.877	135.1	2	2:21.253	137.7
9	103	Jonas GELZINIS			10	24:00.644	+17.713	135.0	2	2:21.419	137.5
10	15	Tiki IVOSEVIC	CZ		10	24:00.947	+18.016	135.0	3	2:21.507	137.5
11	23	Herman BERGER	AT		10	24:13.812	+30.881	133.8	2	2:22.050	136.9
12	6	Sebastian RAMIREZ	MEX		10	24:14.068	+31.137	133.8	3	2:23.042	136.0
13	18	Lukasz TYSZKIEWICZ	PL		10	24:14.926	+31.995	133.7	2	2:22.626	136.4
14	24	Adam RZEPECKI	PL		10	24:15.136	+32.205	133.7	2	2:22.264	136.7
15	11	Fernando MENDEZ	MEX		10	24:16.091	+33.160	133.6	2	2:21.539	137.4
16	19	Mateusz TYSZKIEWICZ	PL		10	24:18.614	+35.683	133.4	2	2:22.535	136.5
17	9	Klaudia PODKALICKA	PL		10	24:23.353	+40.422	132.9	2	2:23.116	135.9
18	101	Bartosz OBUCHOWICZ			10	24:30.965	+48.034	132.2	4	2:24.513	134.6
19	12	Aleksandra FURGAL	PL		10	24:37.510	+54.579	131.6	4	2:24.946	134.2
20	102	Maciej ZIEMEK			10	24:52.131	+1:09.200	130.4	7	2:26.312	132.9
21	5	Martin WIRKJOWSKI	DE		9	25:06.507	1 Lap	116.2	5	2:24.956	134.2
Not classified:											
10	Maciej DRESZER	PL			9	21:48.849			2	2:21.892	137.1
8	Mateusz LISOWSKI	PL			7	16:45.469			2	2:20.076	138.9
7	Michal SLOMIAN	PL			2	5:04.223					
22	Aleksandra BURSIK	PL			1	2:41.007					

Pole Position		J. GELZINIS	2:20.196	138.7 Kph
Fastest Lap	Lap 2	Robertas KUPCIKAS	2:20.008	138.9 Kph

Published at:

Track Status: **DRY**

Race Director:	Timekeeper:
-----------------------	--------------------



VOLKSWAGEN CASTROL CUP

BRNO CIRCUIT

RACE 2 (10 laps, 54,0 km.)

Amended

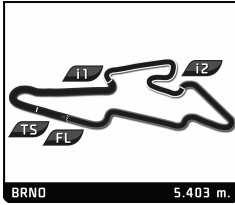
Starting Grid

Philipp BARTOS	17	- 13 -	22	Aleksandra BURSIK
Michał SLOMIAN	7	- 12 -	8	Mateusz LISOWSKI
Maciej DRESZER	10	- 11 -	5	Martin WIRKJOWSKI
Maciej ZIEMEK	102	- 10 -	12	Aleksandra FURGAL
Bartosz OBUCHOWICZ	101	- 9 -	9	Klaudia PODKALICKA
Mateusz TYSZKIEWICZ	19	- 8 -	6	Sebastian RAMIREZ
Fernando MENDEZ	11	- 7 -	24	Adam RZEPECKI
Lukasz TYSZKIEWICZ	18	- 6 -	23	Herman BERGER
Tiki IVOSEVIC	15	- 5 -	103	Jonas GELZINIS
Robertas KUPCIKAS	3	- 4 -	21	Jakub LITWIN
Jan KISIEL	2	- 3 -	4	Maciej STEINHOF
Rasmus MARTHEN	26	- 2 -	16	Marcus FLUCH
Patrik NEMEC	20	- 1 -	14	Krzysztof KORZENIOWSKI

Pole

Stewards:

Timekeeper:



BRNO CIRCUIT
VOLKSWAGEN CASTROL CUP
RACE 2 (10 laps, 54,0 km.)

Provisional Classification

Drivers	Nat	Team	Vehicle	Class	Laps	Total Time	Gap	Kph	Best Lap		
									Lap	Time	Kph
1 14 Krystian KORZENIOWSKI	PL				10	23:43.758	-	136.6	2	2:20.265	138.7
2 26 Rasmus MARTHEN	SE				10	23:44.176	+0.418	136.6	2	2:20.777	138.2
3 16 Marcus FLUCH	SE				10	23:47.259	+3.501	136.3	2	2:20.639	138.3
4 3 Robertas KUPCIKAS	LT				10	23:47.492	+3.734	136.3	4	2:20.979	138.0
5 2 Jan KISIEL	PL				10	23:49.123	+5.365	136.1	2	2:21.070	137.9
6 8 Mateusz LISOWSKI	PL				10	23:49.732	+5.974	136.0	2	2:20.777	138.2
7 103 Jonas GELZINIS					10	23:50.642	+6.884	136.0	3	2:21.098	137.9
8 21 Jakub LITWIN	PL				10	23:51.117	+7.359	135.9	10	2:21.207	137.7
9 15 Tiki IVOSEVIC	CZ				10	23:54.572	+10.814	135.6	2	2:21.145	137.8
10 4 Maciej STEINHOF	PL				10	23:56.099	+12.341	135.4	2	2:21.681	137.3
11 24 Adam RZEPECKI	PL				10	24:02.052	+18.294	134.9	4	2:21.625	137.3
12 23 Herman BERGER	AT				10	24:02.342	+18.584	134.9	4	2:21.903	137.1
13 5 Martin WIRKIJOWSKI	DE				10	24:02.392	+18.634	134.9	4	2:22.052	136.9
14 20 Patrik NEMEC	SK				10	24:02.893	+19.135	134.8	2	2:20.742	138.2
15 11 Fernando MENDEZ	MEX				10	24:07.390	+23.632	134.4	6	2:22.209	136.8
16 19 Mateusz TYSZKIEWICZ	PL				10	24:10.978	+27.220	134.1	3	2:22.866	136.1
17 10 Maciej DRESZER	PL				10	24:13.993	+30.235	133.8	5	2:22.881	136.1
18 18 Lukasz TYSZKIEWICZ	PL				10	24:16.569	+32.811	133.5	6	2:23.390	135.6
19 9 Klaudia PODKALICKA	PL				10	24:16.938	+33.180	133.5	3	2:22.975	136.0
20 12 Aleksandra FURGAL	PL				10	24:21.430	+37.672	133.1	4	2:23.841	135.2
21 101 Bartosz OBUCHOWICZ					10	24:28.025	+44.267	132.5	5	2:23.903	135.2
22 102 Maciej ZIEMEK					10	25:01.885	+1:18.127	129.5	10	2:27.334	132.0
23 22 Aleksandra BURSIK	PL				10	25:14.075	+1:30.317	128.5	6	2:28.515	131.0
24 7 Michal SLOMIAN	PL				9	22:11.591	1 Lap	131.5	3	2:23.299	135.7
25 6 Sebastian RAMIREZ	MEX				8	19:22.198	2 Laps	133.9	6	2:22.308	136.7

Pole Position		K. KORZENIOWSKI		
Fastest Lap	Lap 2	Krystian KORZENIOWSKI	2:20.265	138.7 Kph

Published at:

Track Status: **DRY**

Race Director:	Timekeeper:
-----------------------	--------------------